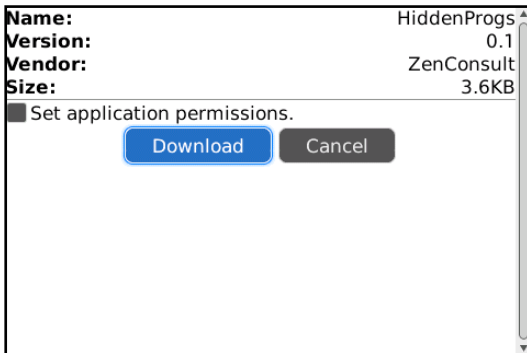


How to remove Etisalat's Spyware using HiddenProgs

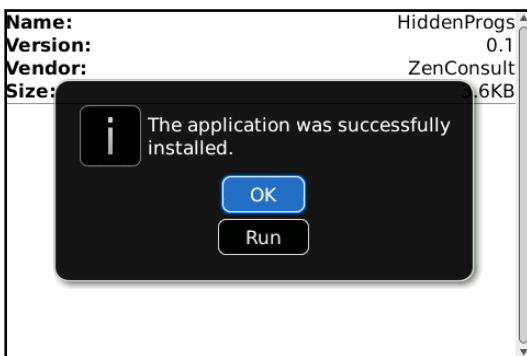
<http://chirashi.zensay.com>

Follow me on twitter: @chopstick_

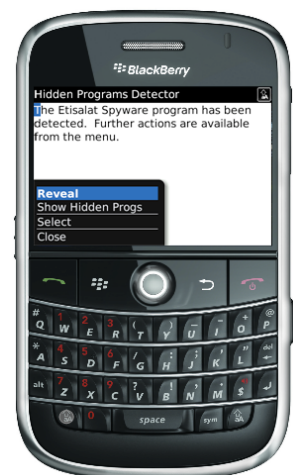
1. Using your BlackBerry Handheld, use your web browser to go to **http://www.zensay.com/HiddenProgs.jad**
2. Select "Download" and wait until the application is downloaded and installed



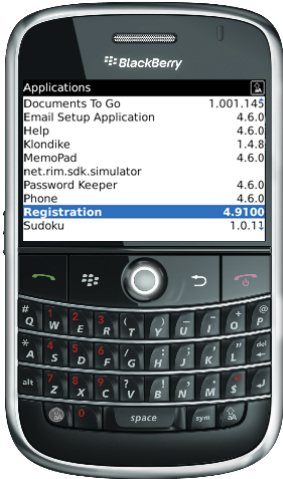
3. When prompted that the software is installed, and asked if you want to run it, press the "Run" button. If you are prompted to Trust this application, please click Trust. If you want to run it afterwards, you may find it in the "Downloads" folder if you have a Bold or new Curve. Otherwise, it will be on your home screen.



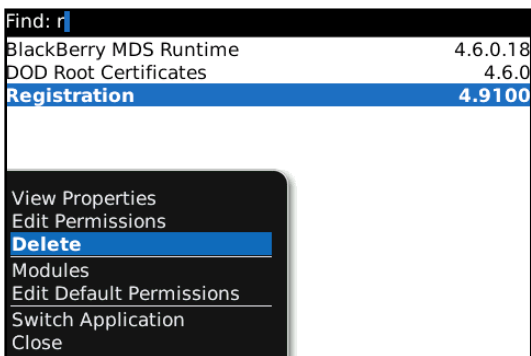
4. The program should start up and present you with the initial screen. If you have the spyware installed and it is detected, the program will say so. Press the menu key and you will see a set of options:
 - a. Reveal
 - b. Show Hidden Progs
 - c. Select
 - d. Close
5. Select "Reveal"



- You should then receive a message that the spyware was revealed and that you can uninstall it now
- Quit the program and open your application folder by going to: *Options->Advanced Options->Applications*



- Select “Registration” , press menu and select “Delete”. When prompted to delete, press “Delete”



- You will be asked to restart your handheld. Click “Yes” to restart

